

Commercial Unit Coolers




- Optimised 1/2" Copper Tube Coils
- Light Weight Alu Case - 'Signal White' Powder Coat
- Factory Applied "Blue Coil Coat" Corrosion Protection
- High Airflow External Rotor Motors
- Reversible Drain Trays
- Low Temp Heater Safety Klixon


JC SERIES

9.3 63 kW

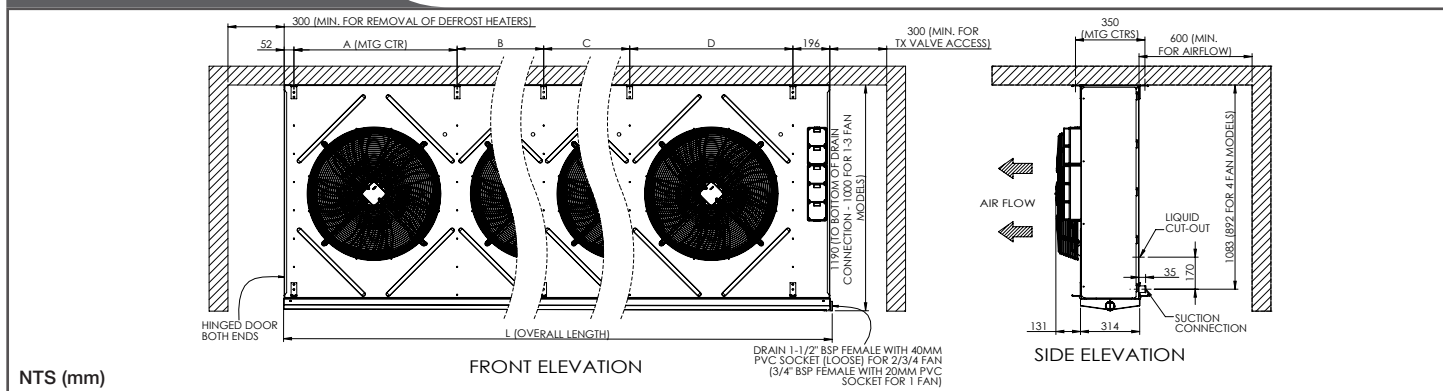
MEDIUM TEMP

MODELS	JMC	140	155	230	275	305	340	410	450	545	605
Capacity	R404A	13.65	15.09	22.53	27.30	29.94	33.75	40.95	45.03	54.45	60.09
kW @ 6 KTD -4°C SST	R407F	14.31	15.84	23.64	28.65	31.38	35.25	42.99	47.28	57.15	63.06
	R22	13.41	14.70	22.11	26.97	29.37	33.12	41.16	44.19	53.46	58.95
	R134a	12.42	13.71	20.49	24.84	27.24	30.69	37.26	40.98	49.56	54.66
T.X Valve	R404A	C-SW	C-SW	6-SW	6-SW	10-SW	10-SW	13-SW	13-SW	13-SW	21-SW
SCE / EBB	R407F	B-VW	C-VW	D-VW	8-VW	8-VW	8-VW	11-VW	15-VW	15-VW	15-VW
	R22	B-VW	C-VW	D-VW	8-VW	8-VW	8-VW	11-VW	11-VW	15-VW	15-VW
	R134a	C-JW	C-JW	D-JW	5-JW	5-JW	7-JW	9-JW	9-JW	12-JW	12-JW

LOW TEMP

MODELS	JLC	100	175	220	260	330	435
Capacity	R404A	10.92	17.07	21.87	25.59	32.76	43.68
kW @ 6 KTD -24°C SST	R407F	10.80	16.89	21.60	25.32	32.43	43.23
	R22	10.71	16.74	21.42	25.11	32.10	42.81
	R134a	9.27	14.52	18.60	21.75	27.84	37.11
T.X Valve	R404A	6-SW	6-SW	7-1/2SW	10-SW	13-SW	21-SW
SCE / EBB	R407F	C-VW	8-VW	8-VW	8-VW	11-VW	15-VW
	R22	C-VW	8-VW	8-VW	8-VW	11-VW	15-VW
	R134a	C-JZ	5-JZ	7-JZ	9-JZ	9-JZ	12-JZ

DIMENSIONS



MEDIUM TEMP

MODELS	JMC	140	155	230	275	305	340	410	450	545	605
Air Throw	m	27.0	26.0	29.0	28.0	27.0	31.0	30.0	30.0	31.0	30.0
Air Volume	l/sec	3730	3447	7923	7460	6893	11884	11190	10339	14920	13786
Fan Motors	Ø 630mm	Num.	1	1	2	2	3	3	3	4	4
		Watts	1250	1250	2500	2500	3750	3750	3750	5000	5000
		Amps	2.5	2.5	5.0	5.0	7.5	7.5	7.5	10.0	10.0
Coil	Circuit Vol.	dm3	20.76	20.76	27.68	41.52	41.52	41.52	62.29	62.29	83.05
	Connection	Dist Inlet	1/2"	1/2"	5/8"	5/8"	5/8"	5/8"	5/8"	7/8"	7/8"
	F.Sw	Suct Outlet	1-3/8"	1-3/8"	1-3/8"	1-3/8"	1-3/8"	1-5/8"	1-5/8"	1-5/8"	2-1/8"
		fpi	5	7	5	5	7	5	5	7	7
	Defrost	Watts	4120	4120	6450	6450	6450	9490	9490	9490	10420
Dimensions	L		1306	1306	2326	2326	2326	3346	3346	3346	3686
	A		1052	1052	1036	1036	1036	1036	1036	866	866
	B		-	-	1036	1036	1036	1020	1020	1020	850
	C		-	-	-	-	1036	1036	1036	850	850
	D		-	-	-	-	-	-	-	866	866
Net Weight	kg		96	112	128	171	207	189	251	299	348

LOW TEMP

MODELS	JLC	100	175	220	260	330	435
Air Throw	m	26.0	28.0	27.0	30.0	31.0	32.0
Air Volume	l/sec	3730	7923	7460	11884	11190	14920
Fan Motors	Ø 630mm	Num.	1	2	2	3	4
		Watts	1250	2500	2500	3750	5000
		Amps	2.5	5.0	5.0	7.5	10.0
Coil	Circuit Vol.	dm3	20.76	27.68	41.52	41.52	62.29
	Connection	Dist Inlet	1/2"	5/8"	5/8"	5/8"	7/8"
	F.Sw	Suct Outlet	1-3/8"	1-3/8"	1-3/8"	1-5/8"	2-1/8"
		fpi	5	5	5	5	5
	Defrost	Watts	7180	12900	12900	18980	20840
Dimensions	L		1306	2326	2326	3346	3686
	A		1052	1036	1036	1036	866
	B		-	1036	1036	1020	850
	C		-	-	1036	1036	850
	D		-	-	-	-	866
Net Weight	kg		102	136	179	199	338

CAPACITY CORRECTION

JMC @ °C SST	JLC @ °C SST	JMC @ °C SST	JLC @ °C SST
5°	1.17	-20°	1.07
0°	1.07	-25°	0.99
-5°	0.99	-30°	0.89
-10°	0.93	-35°	0.80

RELATIVE HUMIDITY GUIDE

Temp Diff	R.H %	Temp Diff	R.H %
2K	94	10K	77
4K	89	12K	73
6K	84	14K	70
8K	81	16K	66

NOTES

- Air throw based on CRMA standard @ 20°C
Multiply figures by 0.94 for 2°C and 0.87 for -18°C
- Fan motors 380-420V/3/50Hz
- Defrost heaters 220-240V/1/50Hz.
Connect in Y for 380-420/3/50 supply

Specifications subject to change without notice